

ROCKWOOD

SIGNATURE ULTRA LITES WINDJAMMERS

ROCKWOOD
PROVIDING OUTDOOR FUN SINCE
1974



ROCKWOOD SIGNATURE ULTRA LITES
WINDJAMMERS



TRAVEL TRAILERS
FIFTH WHEELS
WINDJAMMERS



Over 40 Years of Excellence

FROM HUMBLE BEGINNINGS, ROCKWOOD HAS EMERGED AS AN INDUSTRY LEADER IN THE MANUFACTURING OF LIGHT WEIGHT TRAVEL TRAILERS, FIFTH WHEELS AND CAMPING TRAILERS.

Located in Millersburg, IN since 1974, Rockwood has been supported by this community and the local families residing there. These families have helped provide the hundreds of workers that have brought their dedication to quality workmanship, respect for their fellow workers and a commitment to an uncompromising work ethic to make a major contribution to this company's success. Founded on the principle of providing superior value and service while remaining in tune with customer's preferences, Rockwood has become the ultimate luxury product in the light weight trailer market, proudly showcasing more innovative floor plans, appealing features and refined interior appointments than any others in its class.





TODAY, ROCKWOOD REMAINS COMMITTED TO INSURING THAT OUR CUSTOMERS ENJOY THEIR CAMPING EXPERIENCES.

Through the utilization of our experienced work force, “state of the art” lamination facility, modern production plants and detailed assembly processes our aim is to continue to provide our customers with the best built product possible at an unmatched value.



THE TRADITIONAL ROCKWOOD WINDJAMMER. SIGNATURE ULTRA LITE TRAVEL TRAILERS AND FIFTH WHEELS CONTINUE TO PROVIDE UNSURPASSED VALUE AND COMFORT.

The spacious interiors offer numerous windows, vaulted ceilings with directional vented air conditioning and extensive interior LED lighting throughout. Rich with appointments like the flush mount stainless steel sink, a stove top with glass cover, 22" oven and distinctive Maple or Driftwood cabinets with solid wood doors and drawer fronts add to the tremendous value provided.



Standard White Exterior

Featuring an aluminum framed with vacuum bonded construction, eye appealing exteriors and deluxe graphics, the Signature Ultra Lite and Windjammer are among the best constructed, most well insulated light weight trailers on the market today.



Optional Champagne Exterior



8335BSS
GRAPHITE / MAPLE

Rockwood Fifth Wheel models are loaded with features like the Reese Revolution hitch, power stabilizer jacks, slam latches on most storage doors and much more.



8335BS
GRAPHITE / MAPLE



8335BSS

GRAPHITE / MAPLE

A NEW STANDARD.



Standard White Exterior

Rockwood offers a group of appealing features to enhance the appearance of the Signature Ultra Lite & Windjammer series. Rockwood now offers more standard features like raised panel cabinet doors, solid surface kitchen counter tops with under mount stainless steel sinks and residential drawer guides. Need more head room? We raised the bar as all travel trailers have an 83" interior height.

Other exciting "Standards" include entertainment centers with larger

TV's, upgraded sound systems and app controllable radios. No need to find the remote!

Glossy white exteriors are standard with the Champagne exterior the option. Both have exterior "Standards" including bonded frameless windows, polished alloy wheels, a colored keyed roof and a soft mocha front cap. We set the standard, while others follow. All of our travel trailer models come with an automotive front windshield... There is style and value in all we do!



Windjammer

WE'VE ADDED VALUE TO THE NEWLY DESIGNED WINDJAMMER!

Thanks to its "V" nose design, every possible space is used for interior room and storage. The aerodynamic, aluminum framed, vacuum bonded exterior can be towed by a wide variety of vehicles on the market. A variety of standards and options gives extensive customization potential for each individual consumer.

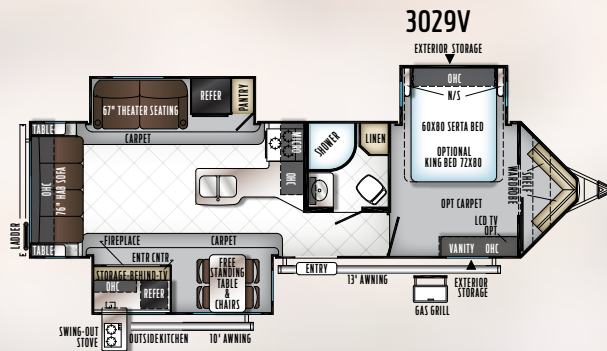
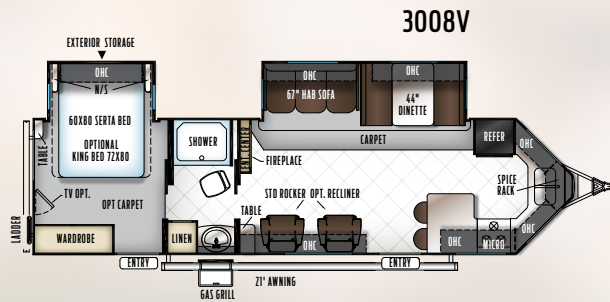
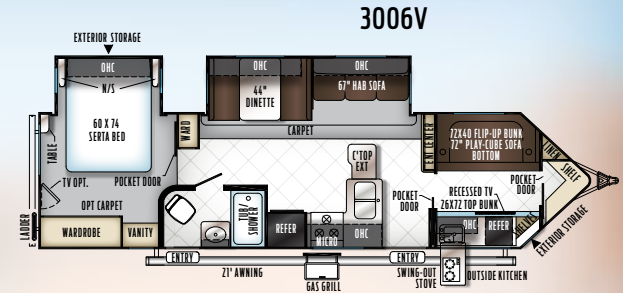
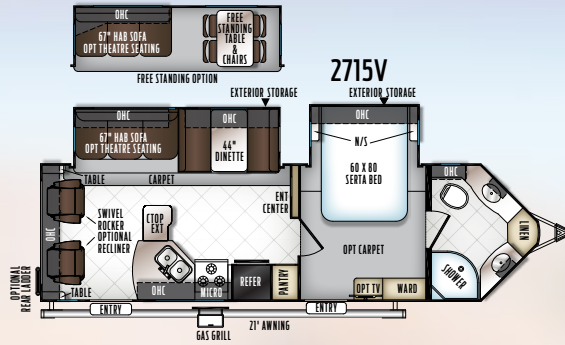
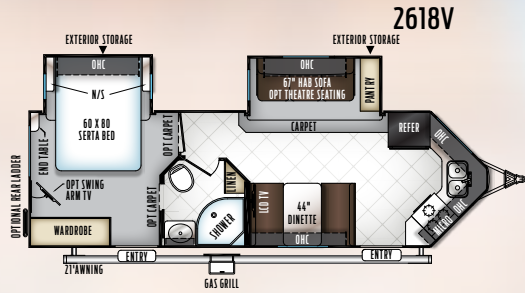


3006WK
MOCHA / MAPLE

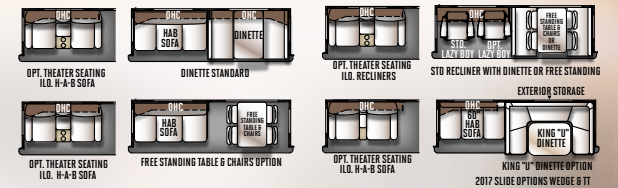


Standard White Exterior

FLOORPLANS & SPECIFICATIONS



SIGNATURE SLIDE OPTIONS




MODEL NUMBER	2618V	2715V	3006V	3008V	3029V
Unloaded Vehicle Weight*	6540	7040	7629	7433	8203
Base Dry Hitch Weight	727	914	930	882	921
Base Dry Axle Weight	5754	6067	6640	6492	7223
Cargo Carrying Capacity	1187	1874	1301	1449	1518
Length - (Bumper To Hitch Front)	29' 9"	31' 10"	34' 7"	34' 7"	35'
Width	96"	96"	96"	96"	96"
Height W/ A/C	136"	136"	136"	136"	136"
Interior Height	83"	83"	83"	83"	83"
Fresh Water Capacity	43 gal	43 gal	43 gal	43 gal	43 gal
Gray Water Capacity	90 gal	82 gal	90 gal	75 gal	45 gal
Black Water Capacity	45 gal	37 gal	45 gal	45 gal	45 gal

The Unloaded Vehicle Weight (UVW) listed represents the weight of one trailer with that model's standard equipment including the content of specified option packages. * See back cover for further specification definitions.



Travel Trailers

THE FLOOR PLAN YOU WANT IN THE SIZE YOU NEED. We have custom designed our trailers with the best in style and amenities while keeping your towing needs in mind. Quality craftsmanship and attention to detail have been put into our Signature Ultra Lite trailers, all with you in mind. The fully equipped kitchens with comfortable dinettes and distinctive, spacious interiors are just a couple notable features.



8327SS
MOCHA / DRIFTWOOD



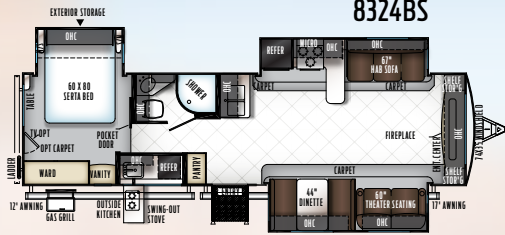
Optional Champagne Exterior

FLOORPLANS & SPECIFICATIONS

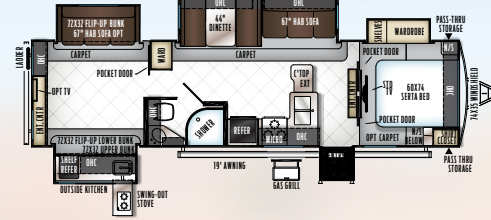
8311WS



8324BS



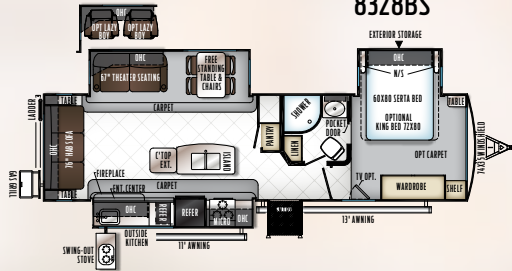
8326BHS



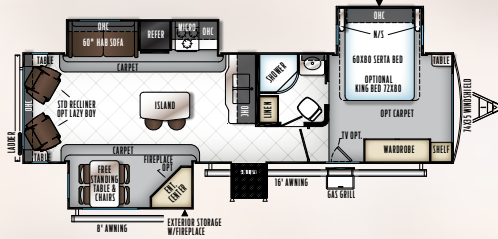
8327SS



8328BS



8329SS



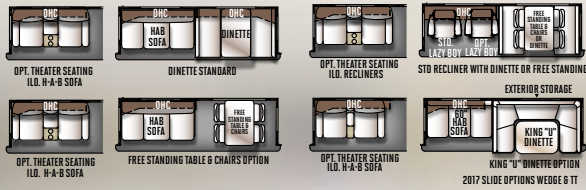
8332BS



8335BS



SIGNATURE SLIDE OPTIONS




MODEL NUMBER	8311WS	8324BS	8326BHS	8327SS	8328BS	8329SS	8332BS	8335BS
Unloaded Vehicle Weight*	8386	8621	8509	8640	8803	8219	8989	8105
Base Dry Hitch Weight	1109	1401	883	1146	1136	980	1158	1205
Base Dry Axle Weight	7218	7161	7567	7435	7608	7180	7772	6841
Cargo Carrying Capacity	1523	1580	2374	1306	2333	1561	2169	1900
Length - (Bumper To Hitch Front)	34'-9"	35'-5"	35'-11"	35'-5"	35'-5"	34'-9"	35'-11"	35'-11"
Width	96"	96"	96"	96"	96"	96"	96"	96"
Height W/ A/C	136"	136"	136"	136"	136"	136"	136"	136"
Interior Height	83"	83"	83"	83"	83"	83"	83"	83"
Fresh Water Capacity	43 gal	43 gal	43 gal	43 gal	43 gal	43 gal	43 gal	43 gal
Gray Water Capacity	45 gal	45 gal	63 gal	90 gal	108	45 gal	90 gal	90 gal
Black Water Capacity	45 gal	45 gal	45 gal	45 gal	45 gal	45 gal	45 gal	45 gal

The Unloaded Vehicle Weight (UVW) listed represents the weight of one trailer with that model's standard equipment including the content of specified option packages. * See back cover for further specification definitions.



Fifth Wheels

LIGHTEN YOUR LOAD AND RELAX IN COMFORT. The Rockwood Signature Ultra Lite Fifth Wheel models provide excellent light weight alternatives for most owners of 1/2 ton pick up trucks. Equipped with a standard Reese Revolution Hitch, you can tow with almost any size truck bed. Our Signature Ultra Lite fifth wheels have been custom designed with the best in styling and amenities while keeping your towing needs in mind.



8301WS
MOCHA / DRIFTWOOD



Optional Champagne Exterior



8301WS
MOCHA / DRIFTWOOD



8301WS
MOCHA / DRIFTWOOD



8298WS
INDIGO / DRIFTWOOD



Optional Champagne Exterior




8298WS
INDIGO / DRIFTWOOD

Popular Features

FEATURES THAT MAKE YOUR TRIPS FEEL LIKE HOME. Rockwood takes careful consideration to each feature added into each product produced. Every detail is considered ranging from extra sleeping room, storage, comfort and convenience. Take time to review the features listed below and match them with the competition's products. We're confident you'll discover Rockwood is the superior choice.



- A Power Awning with tilt adjustment and LED indirect lighting
- B 55", 42", 32" LCD TV (where applicable) and a stereo system with blue tooth technology and a DVD player. Electric Fireplace / Heater (Std./Opt. on select models).
- C Radius Glass Door Shower (N/A Models with Tub Bases)
- D Free-standing chair with seat storage and table with extension (Opt./Std. select models)
- E Deluxe Tri-Fold Sleeper Sofa
- F Deluxe Tri-Fold Sofa w/ Comfortable, easy set-up bed. (Per floorplan)



A Rear camera prep. (Std. all models) The Furriion observation camera system with digital wireless technology is sold separately.

B State-of-the-art control panel with available App for download on the App store and Google Play. (N/A Windjammer)

C WiFi Ranger WiFi Booster, providing a secure connection through for WIFI. (Std.)

D The Reese Revolution pin box provides:
1) Full 90 degree worry free turning,
2) Eliminates the need for a slider hitch on most trucks,
3) Greatly enhances maneuverability www.reeseprod.com (Std.)

E Heated holding tanks with 12 Volt heat pads secured to the bottom No need to use the furnace to heat tanks when traveling. (Std.)

F Solar Panel Prep (Std. All Models) The Zamp 40 amp. portable solar panel shown is sold separately.

G 60" Heated theatre Seating. Fabric matched to decor.


H Standard push back recliner. Fabric matched to decor. (Per floorplan)

I Lazy Boy swivel recliner. Fabric matched to decor. (Opt. Available ILO all units with standard push back recliner)

J Heated theatre seating per plan where available. Fabric matched to decor. (Per floorplan)

SOFA & CHAIR LEATHER APPEARANCE, DINETTE CUSHIONS, VALANCE ARMS & ACCESSORIES

VALANCE TOP, & DINETTE INSERT



GRAPHITE

CURTAINS

SOFA & CHAIR LEATHER APPEARANCE

PILLOWS & DINETTE INSERT



INDIGO

CURTAINS

SOFA & CHAIR CLOTH, DINETTE CUSHIONS, VALANCE ARMS & ACCESSORIES

VALANCE TOP, PILLOWS & DINETTE INSERT



MOCHA

CURTAINS



DRIFTWOOD DÉCOR STANDARD




MAPLE DÉCOR OPTION



STANDARD FLOOR COVERING



OPTIONAL FLOOR COVERING



CARPET

Quality Construction

THE DETAILS ARE WHAT MAKE ALL THE DIFFERENCE. Rockwood takes pride in constructing the very best products possible in each price point. From our entry level units to our top of the line products, no short cuts are taken to achieve excellence. From the all-steel I-beams to the residential interior amenities to the vacuum-bonded exteriors, Rockwood products are quality built from the ground-up.



- A** Glued and screwed wood cabinetry
- B** Aluminum dinette frames for added strength and weight savings
- C** 5/8" Tongue and Groove Plywood sub-floor glued and screwed down
- D** Extra large dinette storage drawers and full extension metal drawer guides in the kitchen
- E** Dexter Torflex Axles:
 - Independent wheel suspension and self-damping action
 - Rubber cushioning eliminates metal-to-metal contact.
 - Forged torsion arm for maximum strength
- Models are also equipped with E-Z Lube® System and Nev-R-Adjust® Brakes.
- F** Enclosed underbelly protects trailer components as well as increasing aerodynamics
- G** Aluminum Frame Construction with high gloss fiberglass exterior and deluxe graphics

ROOF CONSTRUCTION



Vacuum-bonded radius roof with vaulted ceiling providing superior insulation and more interior height.



4" thick roof with built in insulated A/C ducts



Built strong to enable you to conveniently perform periodic roof maintenance.

WALL STRENGTH



Structurally engineered materials makes our vacuum-bonded walls some of the strongest in the industry.

VACUUM-BONDED LAMINATED CONSTRUCTION



Rockwood is one of only a few manufacturers with six sided aluminum framing. Vacuum bonded walls and roof to ensure a well-insulated, light weight, strong structural trailer.

Standards & Options

ROCKWOOD WINDJAMMER, SIGNATURE ULTRA LITE TRAVEL TRAILERS & FIFTH WHEELS

MODELS	W	TT	FW
STANDARD PACKAGES INCLUDE:	PKG. F	PKG. B	PKG. A
Molded, Wrap-around Front Cap	S	--	--
Automotive Windshield (Pkg. B only)	S*	S*	--
Fiberglass Exterior with Glossy Finish	S	S	S
Aluminum Bed and Dinette Base	S	S	S
6 Sided Aluminum Cage Construction	S	S	S
Vacuum Laminated 1 Piece Roof and Walls	S	S	S
Tinted Bonded Frameless Windows	S	S	S
Power Awning w/ Adjustable Rain Dump and LED Light Strip	S	S	S
Enclosed Underbelly	S	S	S
Reese Revolution Pin Box Hitch (Pkg. A Only)	--	--	S
Power Landing Legs & Stabilizer Jacks (Pkg. A Only)	--	--	S
4 Frame Mounted Stabilizer Jacks (Pkg. B and F Only)	S	S	--
13,500 BTU Ducted A/C	S	S	S
Upgraded 22" Gas Oven	S	S	S
Microwave Oven	S	S	S
Recessed Cooktop and Oven w/ Flush Mount Cover	S	S	S
Hidden Hinge Cabinet Doors	--	S	S
Residential Full Extension Metal Soft Close Drawer Guides	--	S	S
Extra Large Double Door 2 Way Refrigerator	S	S	S
Solid Surface Corian Kitchen Countertops	--	S	S
Solid Surface Kitchen Countertops	S	--	--
Kitchen Backsplash	S	S	S
Flush Mount Stainless Steel Sinks With "High Rise" Lift-Off	S	S	S
6 Gallon Quick Recovery Auto Ignition Gas/Electric Water Heater	S	S	S
Residential Serta Mattress Upgrade	S	S	S
Outside Speakers	S	S	S
LCD TV With Upgraded Sound Bar Speaker System and Multi-directional Antenna	S	S	S

MODELS	W	TT	FW
Multi Zone Stereo w/ DVD/CD/AM/FM and Bluetooth Control	S	S	S
Touch Button Control Panel w/ App Control	--	S	S
Thermostatically Controlled Heated Holding Tanks	S	S	S
Torsion Axle, Rubber-Ryde Suspension	S	S	S
Polished Alloy Wheels	S	S	S
Spare Tire Carrier & Cover	S	S	S
Nitro Filled Tires	S	S	S
Slam Latch Baggage Doors and Magnetic Door Holds	S	S	S
Rear Observation Camera Prep w/ Molded Mounting Plate	S	S	S
Solar Panel Prep	S	S	S
Rear Ladder	S	S	S
Black Tank Flush	S	S	S
INTERIOR FEATURES			
Driftwood Interior	S	S	S
Maple (w/ Solid Maple Glaze Finished Cabinet Doors) Interior	O	O	O
Decorative Slide Out Fascia	S	S	S
Decorative Cove Trim Along Ceiling and Overhead Cabinets	S	S	S
Screwed and Glued Cabinetry	S	S	S
Solid Wood and Raised Panel Doors and Drawers	S	S	S
Upgraded Cabinetry Hardware	S	S	S
Engineered Mold and Mildew Resistant Floor Covering	S	S	S
Bedroom Carpet	O	O	S
Floor Ducted Furnace	S	S	S
15,000 BTU Ducted Roof Air	O	O	O
2nd Roof A/C w/ Chill Chaser Heat Strip in Bedroom and 50 Amp Service and Digital Dual Thermostat	O	O	O
Fireplace (Per floorplan)	O*	S*/O*	O*
110V Ceiling Fan	--	--	O

MODELS	W	TT	FW
Carbon Monoxide Detector	S	S	S
12 Volt Power Plug With USB Charging Port	S	S	S
CSA	O	O	O
Battery Disconnect Switch	S	S	S
55 Amp Converter With Charger	S	S	S
LED 12 Volt Interior Lighting	S	S	S
Flush Mount Ceiling LED 12 Volt Interior Lighting w/ Multiple Switches	S	S	S
Interior Floor Light by Entrance Door	S	S	S
Directional Reading LED Lights on Most Sofa Slides	S	S	S
Residential Dome Style LED Lights Over Sofa and Table	S	S	S
Upgraded LED Lighting Around Medicine Cabinet	S	S	S
Digital AM/FM/DVD w/ "Bluetooth" Technology	S	S	S
2nd Digital AM/FM/DVD (3006V, 8311WS)	S*	S*	--
MP3 Player Hook-Up	S	S	S
LCD TV Mounted in Bedroom With Outside Mounting Bracket (Std. on TT Models w/ Center Entertainment Only)	O	S*/O*	O
LCD TV Mounted in Bunk Room (Std. 3006V, 8311WS)	S*	S*/O*	O*
Jack Knife Sofa (Std. 8326BHS 2nd Sofa, 8295WS)	--	S*	S*
Deluxe Tri-Fold Sleeper Sofa w/ Storage (Opt. 8311WS, 8326BHS 2nd Sofa)	S*	S/O*	S*
Push Back Recliner (Per floorplan)	S*	S*	S*
Lazy Boy Swivel Recliner Option: Available ILO All Units With Standard Pushback Recliner	O	O	O
Push Back Recliner (Per floorplan)	--	O*	--
Theatre Seating Available ILO Standard Recliner or HAB sofa (Per floorplan)	O*	S*/O*	S*/O*
Day/Night Shades	S	S	S
Deluxe Interior Window Treatment	S	S	S
Day/Night Roller Shades	--	O	O



MODELS	W	TT	FW
44" Family Style Dinette (Per floorplan)	S*	S*	S*
48" X 84" Spacious King-U-Style Dinette (Per floorplan)	S*/O*	O*	O*
Free Standing High Pressure Laminated Table With Swing Level Leg	S	S	S
Free Standing Table and Chairs (Per floorplan)	O*	S*/O*	S*/O*
Stainless Steel Appliances	O	O	O
Raised Refrigerator Panels (N/A 8299BS and 8332BS)	O	O*	O*
Large Auto Gas/Electric Refrigerator	S	S	S
12 Cubic Foot Auto Gas/Electric Refrigerator W/ Stainless Steel Panels (8299BS and 8332BS only)	--	S*	S*
22 Cubic Foot Residential Refrigerator w/ Invertor (Opt. 8335BSS, 8301WS, 8298WS)	--	O*	O*
12 Cubic Foot Residential Refrigerator w/ Invertor (Opt. 8290BS)	--	--	O
Three Burner High Output Gas Range with Glass Top Cover	S	S	S
Water-Pur Filtration System	S	S	S
Counter Top Extension (Per floorplan)	S*	S*	S*
Trash Can in Kitchen (Most Models)	S	S	S
Tub Surround	S	S	S
Radius Glass Door Shower (N/A 3006V)	S*	S	S
Large Shower w/ Sliding Glass Door (Std. 3008V, 8290BS)	S*	--	S*
Bathroom Skylight	S	S	S
Interior Gas and Electric Switches	S	S	S
Water Heater By-Pass Kit	S	S	S
Residential Style Porcelain Bowl Foot Flush Toilet	--	S	S
Maxxair® Ventilation Fan and Vent Cover	S	S	S
Maxxair® Ventilation Fan w/ Power Lid and Vent Cover	--	--	S
Extra Maxxair® Ventilation and Vent Cover	O	O	O

MODELS	W	TT	FW
King Bed Slide (Std. 833BSS, Opt on most bed slides, NA on the 8324BS & 3006V)	O*	S*/O*	O*
Washer/Dryer Prep (Opt. 8299BS and 8290BS)	--	--	O*
EXTERIOR FEATURES			
Fully Aluminum Frame (Floor, Sidewall, & Roof)	S	S	S
Insulation Factors R-7 Side Wall, R-12 Floor and R-14 Roof	S	S	S
Radius Roof With Vaulted 83" Interior Ceilings	S	S	S
One Piece Seamless Roofing Membrane	S	S	S
TV Antenna w/ Cable & Satellite Hook-Up	S	S	S
Bike Rack Ladder Attachment	O	O	O
Tongue Mount Bike Rack	O	O	--
Rear Bike Deck (350 lbs. Max Load) (8299BS and 8290BS)	--	--	O*
Laminated Fiberglass Sidewalls	S	S	S
Laminated Champagne Color Fiberglass Sidewalls and Color Keyed Roof	O	O	O
Electric Slide-Out(s)	S	S	S
Decorative Frame Skirting	S	S	S
Distinctive Black Exterior Trim	S	S	S
Power Awning With Adjustable Rain Dump and LED Lighting	S	S	S
Shielded Awning Covers	--	O	O
Awning Slide Topper	O	O	O
30" Primary Entrance Door (Most Models)	S	S	S
Friction Hinge Entrance Door	S	S	S
Sliding Glass Patio Door (8335BSS Only)	--	O*	--
Lighted Entry Step	S	S	S
Large Grab Handles	S	S	S

MODELS	W	TT	FW
Tinted Bonded Frameless Windows	S	S	S
Thermo Pane Window Upgrade	O	O	O
Vista Slide Windows w/ Free Standing Table and Chairs	S*/O*	S*/O*	S*/O*
Outside Gas Grill and Worktable	S	O	O
Outside Grill Prep w/ LP Hookup and Backer	S	S	S
Outside Shower	S	S	S
Front Outside "Trunk" Storage Separated From Heated			
Pass Thru Storage Compartment	--	--	S
Outside Antifreeze Inlet for Convenient Winterizing	S	S	S
Slam Latches on Most Exterior Storage Doors	S	S	S
Slam Latch on Both Side Pass Thru Storage Doors & Front Compartment Door (NA 8324BS, 3006V)	--	--	S
Slam Latch on Pass Thru Storage Doors (Models w/ Front Bedrooms Only)	--	S*	--
Magnetic Storage Door Latches	S	S	S
Two 30 lb Gas Bottles	S	S	S
Molded Bottle Cover	--	S	--
Enclosed Gas Bottles w/ Storage Door Access	S	--	S
Surface Coated Steel I-Beam Frame	S	S	S
Power Front Jack	O	O	S
4.0 Leveling Jacks	--	O	O
Easy Lube Axles	S	S	S
15" Tires With Triple Step	S	--	--
MORyde Strut Assist Fold-Out Steps	--	S	S

W = WINDJAMMER, TT = SIGNATURE ULTRA LITE TRAVEL TRAILER, FW = SIGNATURE ULTRA LITE FIFTH WHEEL, S = STANDARD, O = OPTIONAL, -- NOT AVAILABLE, * = SELECTED MODELS

FREE MEMBERSHIP
to Forest River Owners' Group

www.forestriverfrog.com



CUSTOMER SATISFACTION



www.Forest River Buy Local.com



PRE-DELIVERY INSPECTION FACILITY

20,000 square feet of quality assurance. The bare essentials for a premium product. This state-of-the-art facility gives immediate daily feedback to production for quality assurance in every unit built.

24/7 EMERGENCY ROADSIDE ASSISTANCE

For a worry-free ownership experience Forest River includes one

year of Coach-Net RV Technical & Roadside Assistance with each RV purchase. Whether new to the RV lifestyle or an experienced RV enthusiast, Forest River owners have 24/7 access to technical, operational and emergency road service coverage throughout the US & Canada. Coach-Net's fast, dependable service is just a phone call away.

Coach-Net®
RV Technical & Roadside Assistance



Rockwood Geo Pro



Rockwood Freedom, ESP, Premier, High Wall, Hard Side Campers



Rockwood Mini Lites & Roos



Rockwood Ultra Lite Travel Trailers & Fifth Wheels

Specification Definitions

GVWR (Gross Vehicle Weight Rating) - is the maximum permissible weight of the unit when fully loaded. It includes all weights, inclusive of all fluids, cargo, optional equipment and accessories. For safety and product performance do NOT exceed the GVWR.

GAWR (Gross Axle Weight Rating) - is the maximum permissible weight, including cargo, fluids, optional equipment and accessories that can be safely supported by a combination of all axles.

UVW (Unloaded Vehicle Weight)** - is the typical weight of the unit as manufactured at the factory. It includes all weight at the unit's axle(s) and tongue or pin and LP Gas. The UVW does not include cargo, fresh potable water, additional optional equipment or dealer installed accessories.

*Estimated average based on standard build optional equipment.

CCC (Cargo Carrying Capacity)** - is the amount of weight available for fresh potable water, cargo, additional optional equipment and accessories. CCC is equal to GVWR minus UVW. Available CCC should accommodate fresh potable water (8.3 lbs per gallon). Before filling the fresh water tank, empty the black and gray tanks to provide for more cargo capacity.

**Estimated average based on standard build optional equipment

Each Forest River RV is weighed at the manufacturing facility prior to shipping. A label identifying the unloaded vehicle weight of the actual unit and the cargo carrying capacity is applied to every Forest River RV prior to leaving our facilities.

The load capacity of your unit is designated by weight, not by volume, so you cannot necessarily use all available space when loading your unit.

ROCKWOOD
WARRANTY

For details on Rockwood's complete warranty program, see your Rockwood dealer. When it comes to backing products with the same quality and commitment it does when it begins the manufacturing process, the only name you have to remember when you're looking for a recreational vehicle is Rockwood. Rockwood offers the following additional limited warranties to the original purchasers. Consult written warranty for details.

1. Twelve-year vinyl roof warranty,
2. Two-year fiberglass warranty,
3. Ten-year Torflex® axle warranty,
4. One-year bumper to bumper warranty



Learn More
Scan this barcode using a QR Reader on your smart phone to learn more about Forest River.



A Berkshire Hathaway company.



201 WEST ELM MILLERSBURG, IN 46543 WWW.FORESTRIVERINC.COM/ROCKWOOD 574.642.2640

YOUR ROCKWOOD DEALER

All information contained in this brochure is believed to be accurate at the time of publication. However, during the model year, it may be necessary to make revisions and Forest River, Inc., reserves the right to make all such changes without notice, including prices, colors, materials, equipment and specifications as well as the addition of new models and the discontinuance of models shown in this brochure. Therefore, please consult with your Forest River dealer and confirm the existence of any materials, design or specifications that are material to your purchase decision. Litho. U.S.A. FOR 1478 W: 2017.12.11